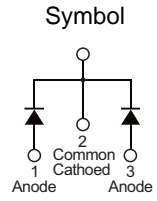


■ PRODUCT CHARACTERISTICS

VR(@IC=0.5mA)	150V
VF(Typ@IF=10A)	0.84V
IR(@VR=150V)	0.05mA
ID	20A




■ MECHANICAL CHARACTERISTICS

- \* Case: epoxy,molded
- \* Finish:all external surfaces corrosion resistant and terminal
- \* Leads are readily solderable
- \* Leads temperature for soldering purposes:  
260°C Max for 10 seconds

■ FEATURES

- \* Low forward voltage
- \* Low power loss/high efficiency
- \* Low stored charge majority carrier conduction
- \* Pb free package are available



TO-220F

■ ORDER INFORMATION

Order codes		Package	Packing
Halogen-free	Halogen		
N/A	MBR20150F	TO-220F	50pieces/Tube

■ MAXIMUM RATINGS (Each diode leg)

Parameter	Symbol	Value	Unit
Peak repetitive reverse voltage	$V_{RRM}$	150	V
Average rectified output current	Total	20	A
	Per leg	10	A
Non-repetitive peak forward surge current 8.3ms single half sine-wave superimposed on reate load	$I_{FSM}$	150	A
Operating and storage temperature range	$T_J, T_{STG}$	-55 to + 175	°C

■ ELECTRICAL CHARACTERISTICS( $T_A=25^\circ\text{C}$  Unless otherwise specified)

Parameter	Symbol	Conditions	Min	Typ	Max	Unit
Peak repetitive reverse voltage	$B_V$	$I_C=0.5\text{mA}, T_J=25^\circ\text{C}$	150	-	-	V
Forward voltage drop	$V_F$	$I_F=10\text{A}, T_J=25^\circ\text{C}$	-	0.84	0.88	V
Leakage current	$I_R$	$V_R=150\text{V}, T_J=25^\circ\text{C}$	-	-	0.05	mA
		$V_R=150\text{V}, T_J=125^\circ\text{C}$	-	-	20	
Typical thermal resistance per diode	$R_{\theta J-C}$		-	4	-	°C/W

■ TYPICAL CHARACTERISTICS

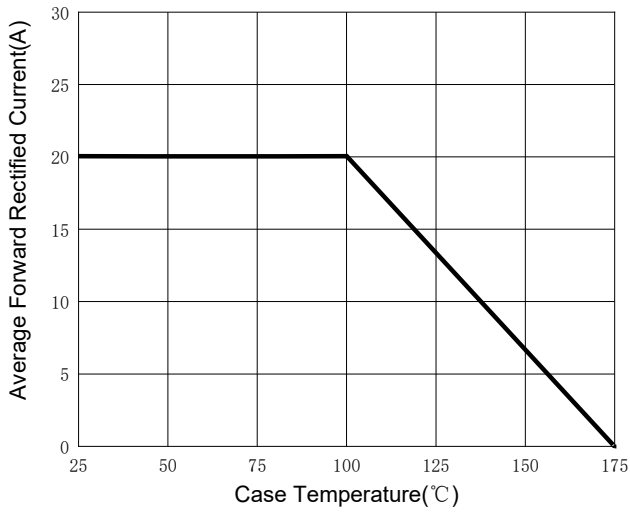


Fig.1: Forward Current Derating Curve

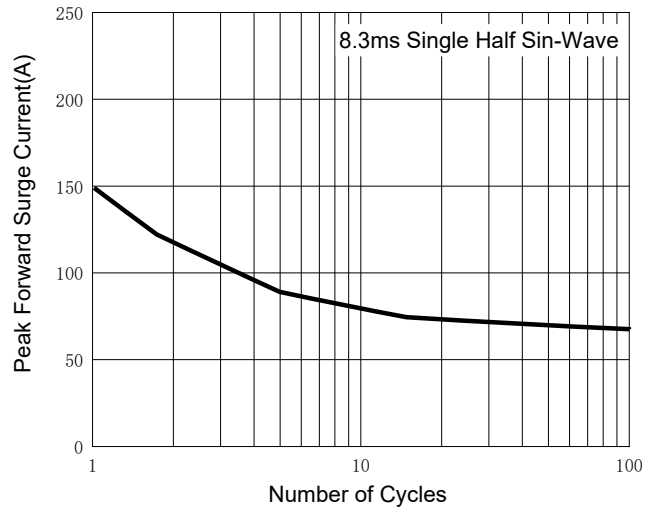


Fig.2: Forward Surge Current Capability (Per Diode)

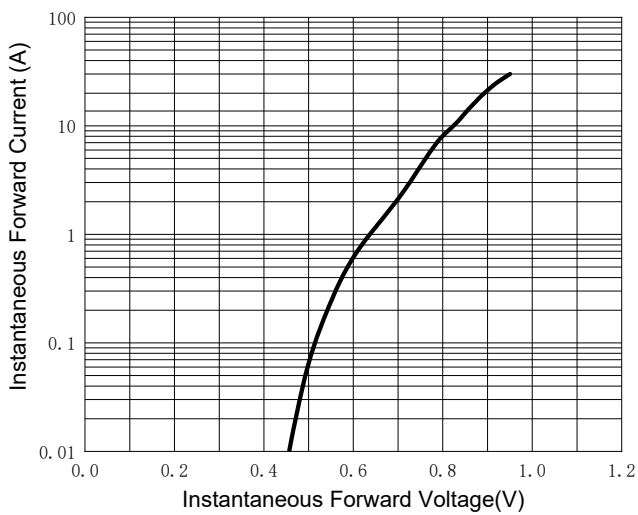


Fig.3: Typical Instantaneous Forward Characteristics (Per Diode)

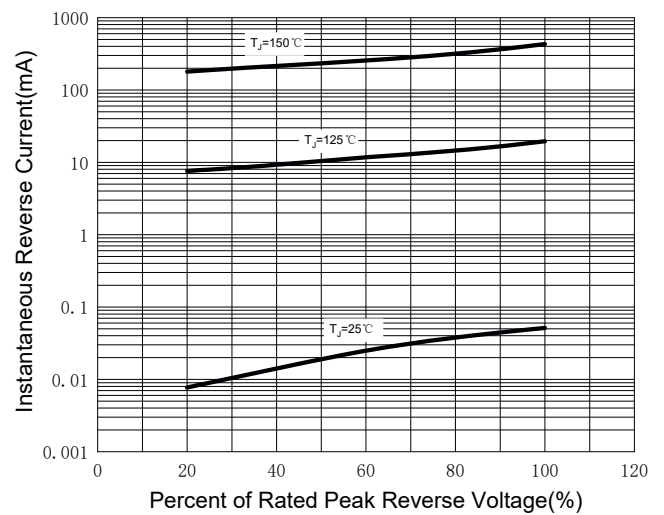


Fig.4: Typical Reverse Leakage Characteristics (Per Diode)

