■ PRODUCT CHARACTERISTICS

V_{DSS}	100V
$R_{DS(ON)}$Typ(@V_{GS}=10V)	1.05mΩ
Qg@typ	153nC
I_D	373A

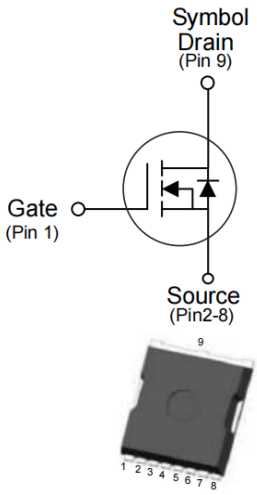

TOLL

■ APPLICATIONS

* Battery Management
* Motor Control and Drive
* Switching Applications

■ FEATURE

* Low Gate Charge
* Low Reverse Transfer Capacitance
* 100% Avalanche Tested

■ ORDER INFORMATION

Order Codes		Package	Packing
Halogen-Free	Halogen		
MOT1115T	N/A	TOLL	2000 pieces/Reel

■ ABSOLUTE MAXIMUM RATINGS(T_A=25°C,unless otherwise specified)

Parameter	Symbol	Ratings	Unit
Drain-Source Voltage	V_{DSS}	100	V
Gate-Source Voltage	V_{GSS}	±20	V
Drain Current Continuous(@V_{GS}=10V,T_A=25°C)	I_D	373	A
Drain Current Continuous(@V_{GS}=10V,T_A=100°C)	I_D	263	A
Drain Current Pulsed	I_{DM}	1492	A
Avalanche Energy *	E_{AS}	3600	mJ
Power Dissipation	P_D	385	W
Junction Temperature	T_J	+175	°C
Storage Temperature	T_{STG}	-55~ +175	°C

■ THERMAL CHARACTERISTICS

Parameter	Symbol	Typ	Unit
Junction to Ambient	R_{thJA}	32.8	°C/W
Junction to Case	R_{thJC}	0.39	°C/W

Note: * EAS condition: T_J=25°C,V_{DD}=70V,V_G=10V,L=1mH,R_g=25Ω

■ ELECTRICAL CHARACTERISTICS (T_C=25°C, unless otherwise noted)

Parameter	Symbol	Test Conditions	Min	Typ	Max	Unit
Off characteristics						
Drain to Source Breakdown Voltage	V_{DSS}	V_{GS}=0V,I_D=250μA	100	-	-	V
Drain to Source Leakage Current	I_{DSS}	V_{DS}=100V,V_{GS}=0V	-	-	1	μA
Gate to Source Forward Leakage	$I_{GSS(F)}$	V_{DS}=0V, V_{GS}=+20V	-	-	100	nA
Gate to Source Reverse Leakage	$I_{GSS(R)}$	V_{DS}=0V, V_{GS}=-20V	-	-	-100	nA
On characteristics						
Drain to Source On-Resistance	$R_{DS(ON)}$	V_{GS}=10V,I_D=20A	-	1.05	1.3	mΩ
		V_{GS}=6V,I_D=20A	-	1.6	2	mΩ
Gate Threshold Voltage	$V_{GS(TH)}$	V_{DS}=V_{GS},I_D=250μA	2	-	4	V
Dynamic characteristics						
Gate Resistance	R_g	V_{GS}=0V,V_{DS}=0V ,f=1.0MHz	-	1	-	Ω
Forward Transconductance	g_{fs}	V_{DS}=10V,I_D=5A	-	29	-	S
Input Capacitance	C_{iss}	V_{DS}=50V,V_{GS}=0V f=1.0MHz	-	15800	-	pF
Output Capacitance	C_{oss}		-	1930	-	pF
Reverse Transfer Capacitance	C_{rss}		-	75	-	pF
Resistive Switching Characteristics						
Turn-on Delay Time	$t_{d(ON)}$	I_D=50A, V_{DS}=50V R_G=4.5Ω ,V_{GS}=10V	-	38	-	ns
Rise Time	t_r		-	126	-	ns
Turn-off Delay Time	$t_{d(OFF)}$		-	147	-	ns
Fall Time	t_f		-	129	-	ns
Total Gate Charge	Q_g	I_D=50A, V_{DS}=50V V_{GS}=10V	-	153	-	nC
Gate to Source Charge	Q_{gs}		-	63	-	nC
Gate to Drain("Miller") Charge	Q_{gd}		-	52	-	nC
Source-Drain Diode Characteristics						
Continuous Source Current(Body Diode)	I_S		-	-	373	A
Maximum Pulsed Current(Body Diode)	I_{SM}		-	-	1492	A
Diode Forward Voltage	V_{SD}	I_{SD}=1 A, V_{GS}=0V	-	0.68	1.3	V
Reverse Recovery Time	t_{rr}	I_{SD} =50A, T_J=25 °C dI/dt=100A/μs	-	117	-	ns
Reverse Recovery Charge	Q_{rr}		-	304	-	nC

■ TYPICAL CHARACTERISTICS

Power Capability

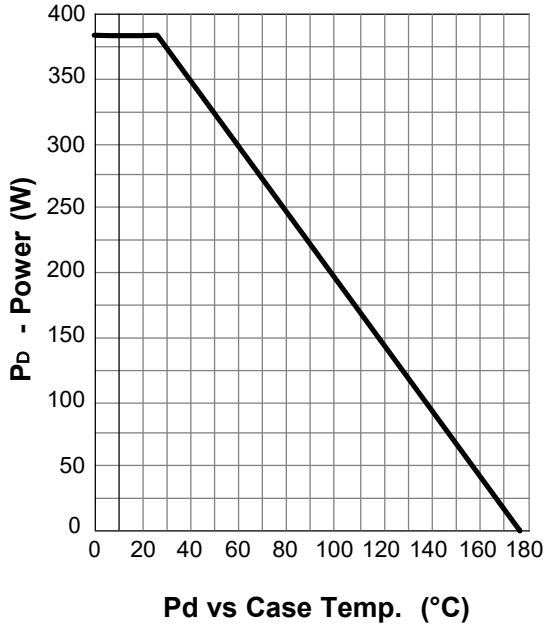

Current Capability

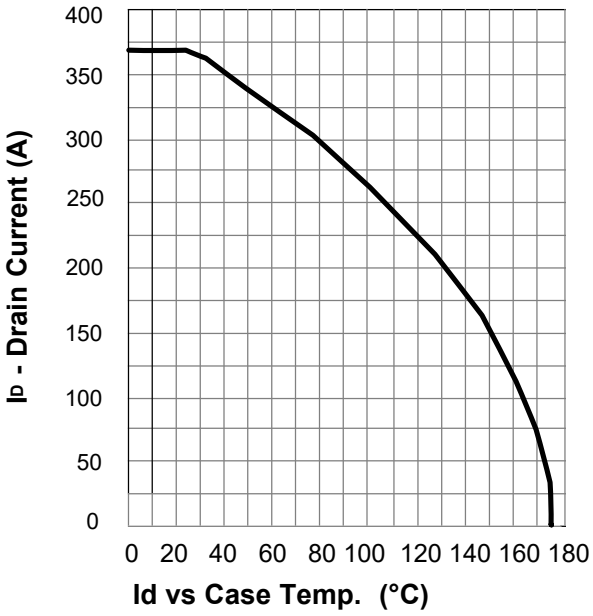

Safe Operating Area

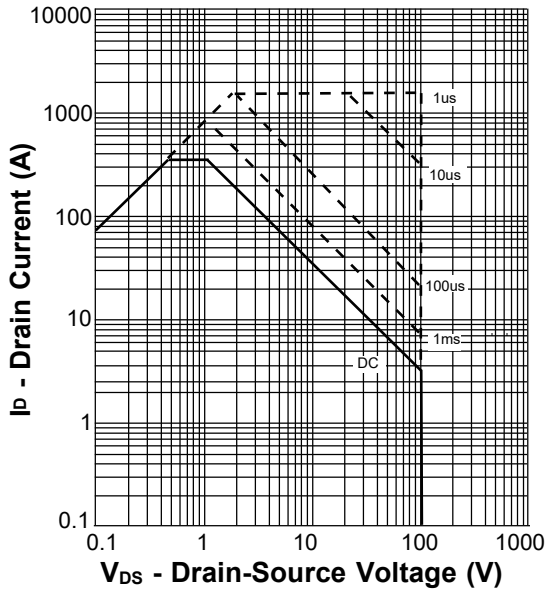

Transient Thermal Impedance

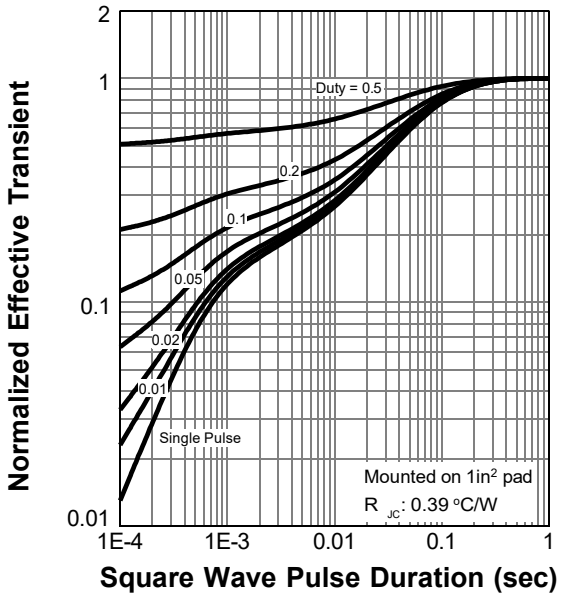

■ TYPICAL CHARACTERISTICS(Cont.)

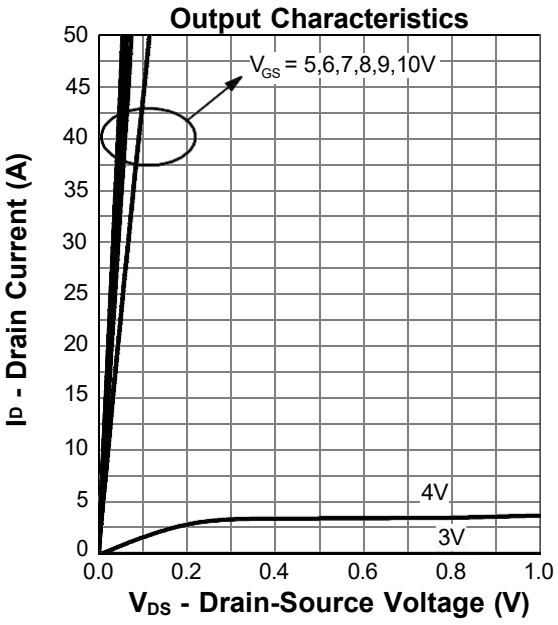

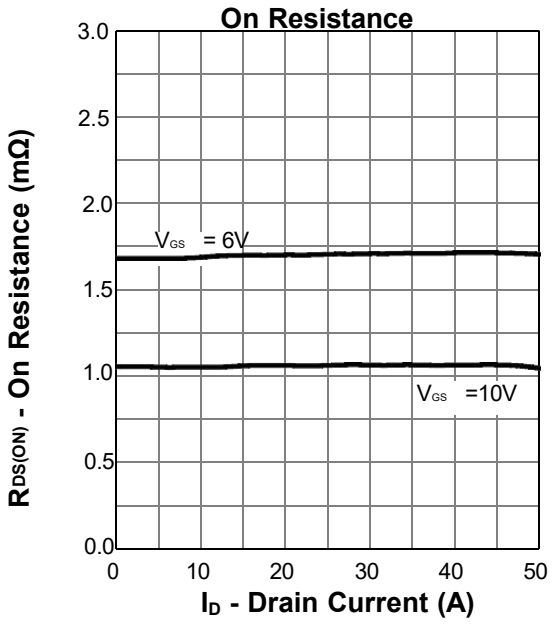

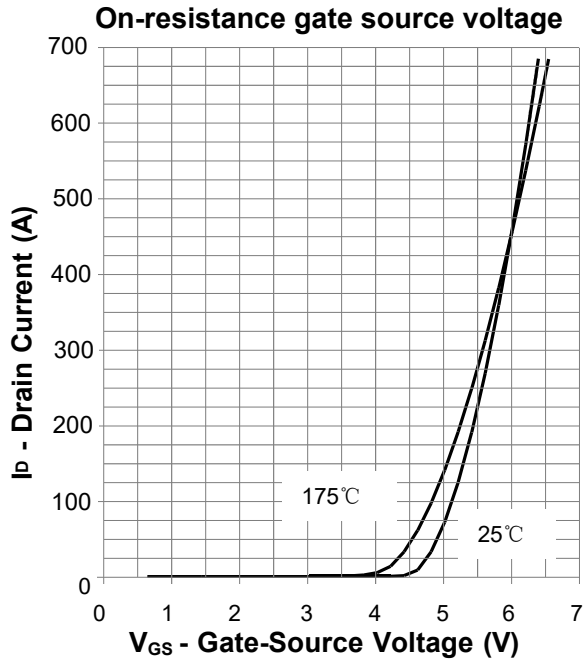

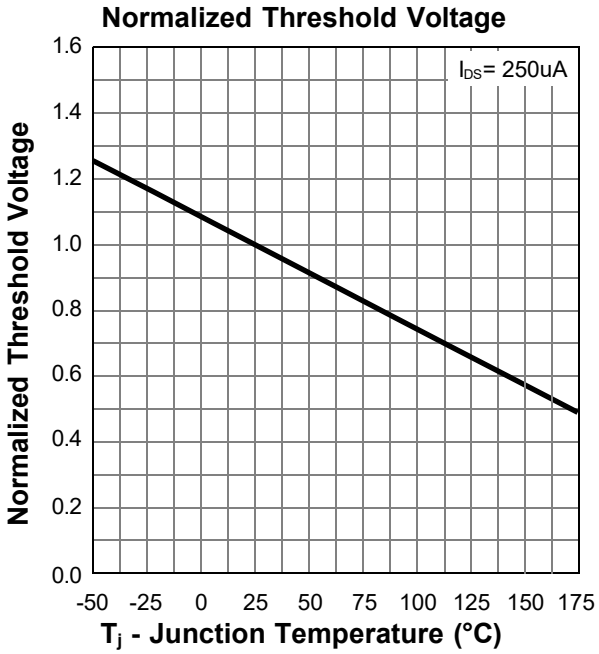

■ TYPICAL CHARACTERISTICS(Cont.)

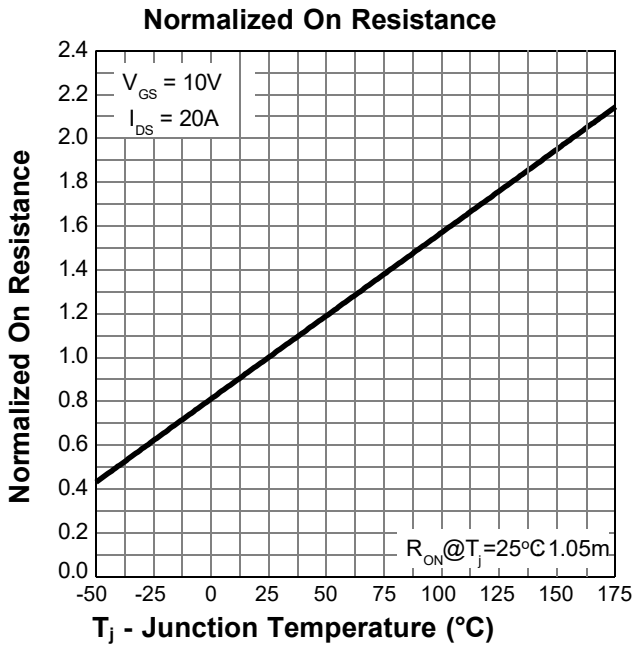

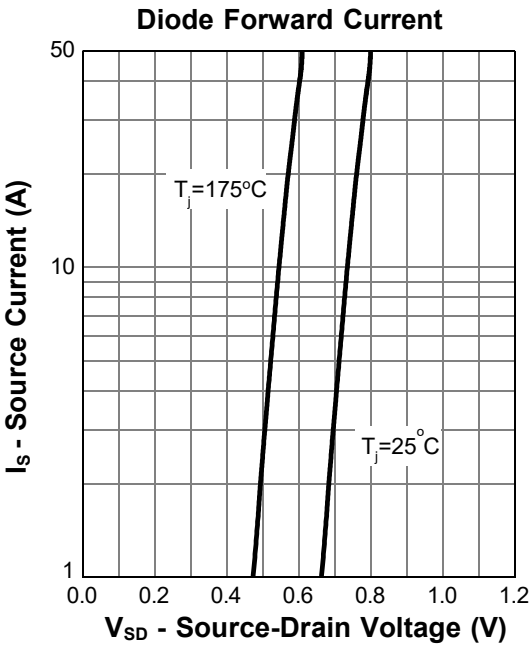

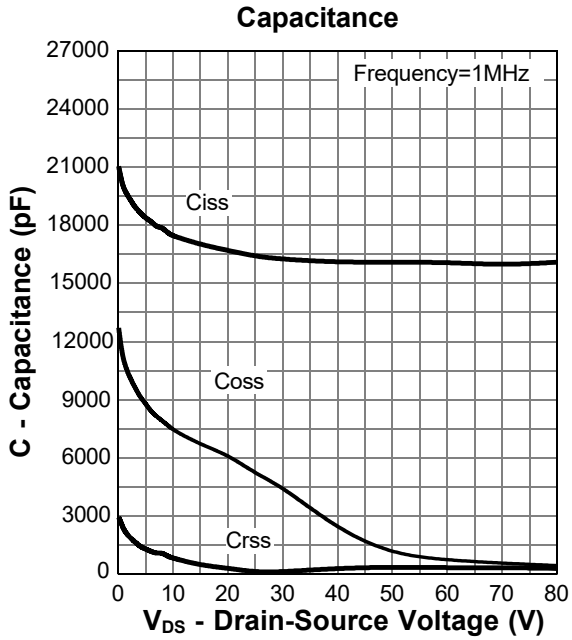

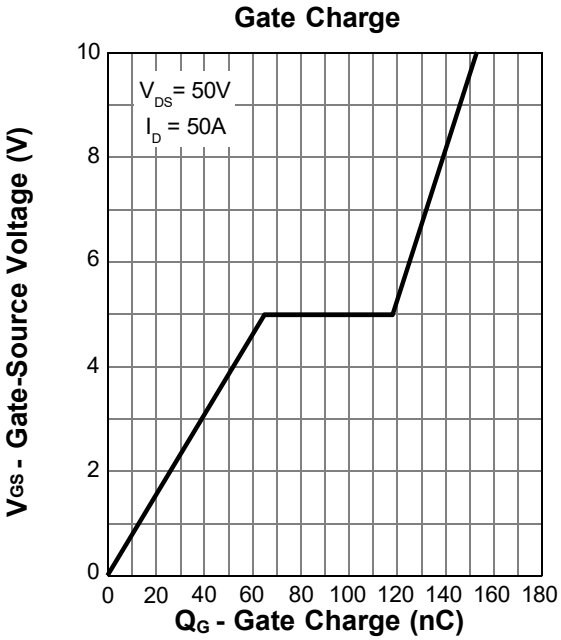

■ TOLL PACKAGE OUTLINE DIMENSIONS

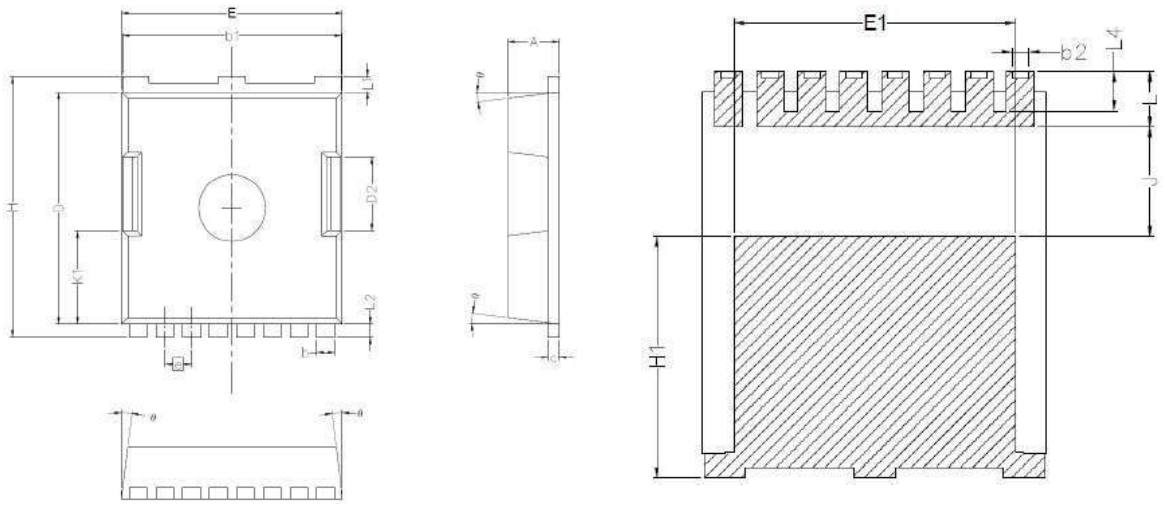

Symbol	Dimesions In Millimeters	
	Min.	Max.
A	2.20	2.40
b	0.70	0.90
b1	9.70	9.90
b2	0.42	0.50
c	0.40	0.60
D	10.28	10.58
D2	3.10	3.50
E	9.70	10.10
E1	7.90	8.30
e	1.20BSC	
H	11.48	11.88
H1	6.75	7.15
N	8	
J	3.00	3.30
K1	3.98	4.38
L	1.40	1.80
L1	0.60	0.80
L2	0.50	0.70
L4	1.00	1.30
θ	4°	10°