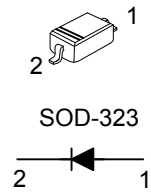


■ FEATURES

- * Low forward voltage drop
- * Guard ring construction for transient protection
- * Negligible reverse recovery time
- * Low reverse capacitance

SYMBOL



■ ABSOLUTE MAXIMUM RATINGS ($T_A=25^{\circ}\text{C}$, unless otherwise specified)

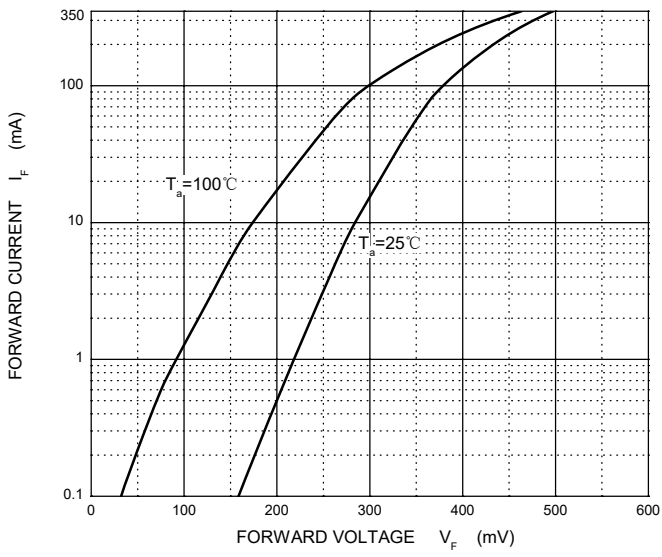
Parameter	Symbol	Rating	Unit
Peak repetitive peak reverse voltage	V_{RRM}	40	V
Work peak reverse voltage	V_{RWM}	40	V
DC blocking voltage	V_R	40	V
RMS reverse voltage	$V_{R(RMS)}$	28	V
Forward continuous current	I_{FM}	350	mA
Non-repetitive peak forward surge current@t=8.3ms	I_{FSM}	2.0	A
Power dissipation	P_d	200	mW
Thermal resistance junction to ambient	$R_{\theta JA}$	500	$^{\circ}\text{C}/\text{W}$
Junction temperature	T_j	-40~+125	$^{\circ}\text{C}$
Storage temperature	T_{STG}	-55~+150	$^{\circ}\text{C}$

■ ELECTRICAL CHARACTERISTICS ($T_A=25^{\circ}\text{C}$, unless otherwise specified)

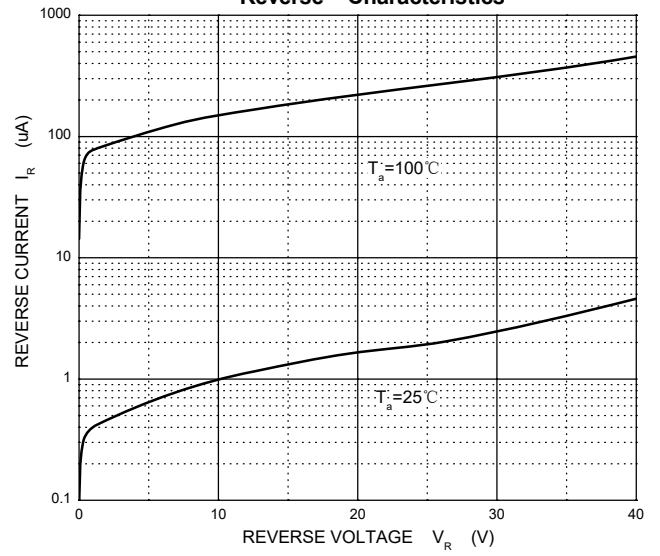
Parameter	Symbol	Conditions	Min	Typ	Max	Unit
Reverse breakdown voltage	$V_{(BR)}$	$I_R=100\mu\text{A}$	40	-	-	V
Forward voltage	V_F	$I_F=20\text{mA}$	-	-	0.37	V
		$I_F=200\text{mA}$	-	-	0.60	V
Reverse current	I_{RM}	$V_R=30\text{V}$	-	-	5.0	μA
Capacitance between terminals	C_T	$V_R=0\text{V}, f=1.0\text{MHz}$	-	-	50	pF
Reverse recovery time	t_{rr}	$I_F=I_R=200\text{mA}$ $I_{rr}=0.1X I_R, R_L=100\Omega$	-	10	-	ns

■ TYPICAL CHARACTERISTICS

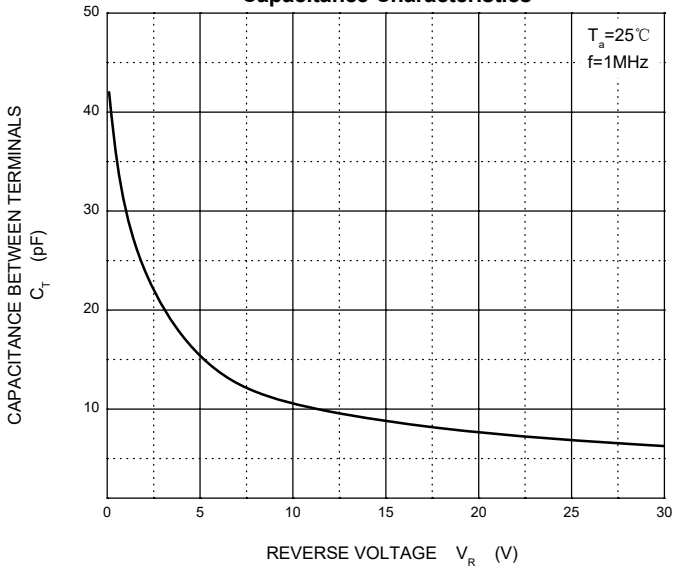
Forward Characteristics



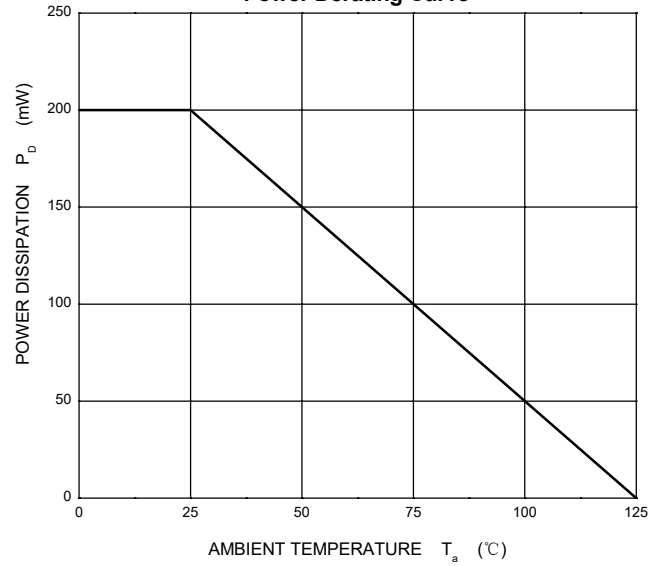
Reverse Characteristics



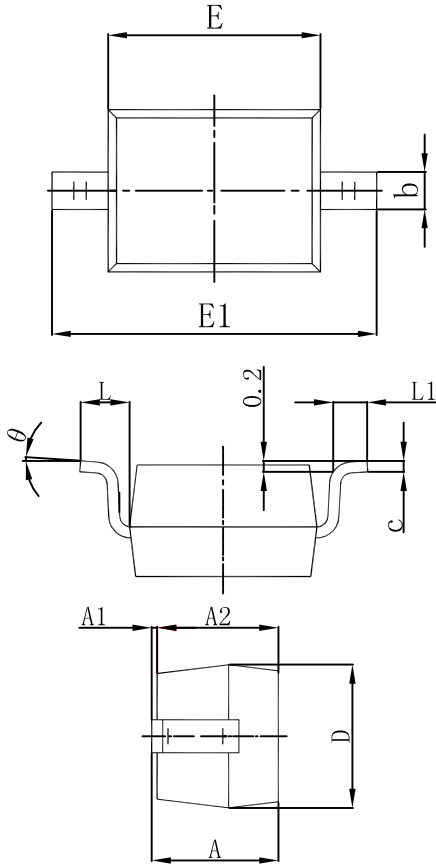
Capacitance Characteristics



Power Derating Curve



■ SOD323 PACKAGE OUTLINE DIMENSIONS



Symbol	Dimensions In Millimeters	
	Min	Max
A		1.100
A1	0.000	0.100
A2	0.800	1.000
b	0.250	0.350
c	0.080	0.150
D	1.200	1.400
E	1.600	1.800
E1	2.500	2.750
L	0.475 REF	
L1	0.250	0.400
θ	0°	8°